

# FALL PREVENTION

## ASK YOUR NURSE ABOUT YOUR PERSONALIZED FALL PREVENTION PLAN

On **admission**, your nurse will meet with you to assess your risk for falling while you are in the hospital. The nurse and your care team will use this assessment to create a **personalized fall prevention plan** to keep you safe in the hospital.













Once the nurse enters your responses into your electronic health record, he/she can circle your personal fall risks and fall interventions on the colored Fall TIPS poster. This poster will be placed at your bedside to communicate your individual risks for falling and the interventions to prevent you from falling. It will be updated throughout your stay at the hospital.

### Why is fall prevention important?

Being in the hospital increases your risk of falling:

- 3% of hospitalized patients fall
- 30% of these falls results in injury

Falling at the hospital could delay the course of your treatment and prolong the length of your stay at the hospital.

 <b>Patient Name:</b> _____		<b>Date:</b> _____	
 <b>Increased Risk of Harm If You Fall</b> <input type="checkbox"/>		<b>Fall Interventions</b> <i>(Circle selection based on color)</i>	
<b>Fall Risks</b> <i>(Check all that apply)</i>		<b>Communicate Recent Fall and/or Risk of Harm</b>	
 <b>History of Falls</b> <input type="checkbox"/>	 <b>Medication Side Effects</b> <input type="checkbox"/>	 <b>Walking Aids</b> Crutches    Cane    Walker	<input type="checkbox"/>
 <b>Walking Aid</b> <input type="checkbox"/>	 <b>IV Pole or Equipment</b> <input type="checkbox"/>	<b>IV Assistance When Walking</b>	<b>Toileting Schedule: Every</b> _____ <b>hours</b>
 <b>Unsteady Walk</b> <input type="checkbox"/>	 <b>May Forget or Choose Not to Call</b> <input type="checkbox"/>	 <b>Bed Pan</b> <b>Assist to Commode</b> <b>Assist to Bathroom</b>	<input type="checkbox"/>
		<b>Bed Alarm On</b>	<b>Assistance Out of Bed</b>
			 <b>Bed Rest</b> 1 person    2 people

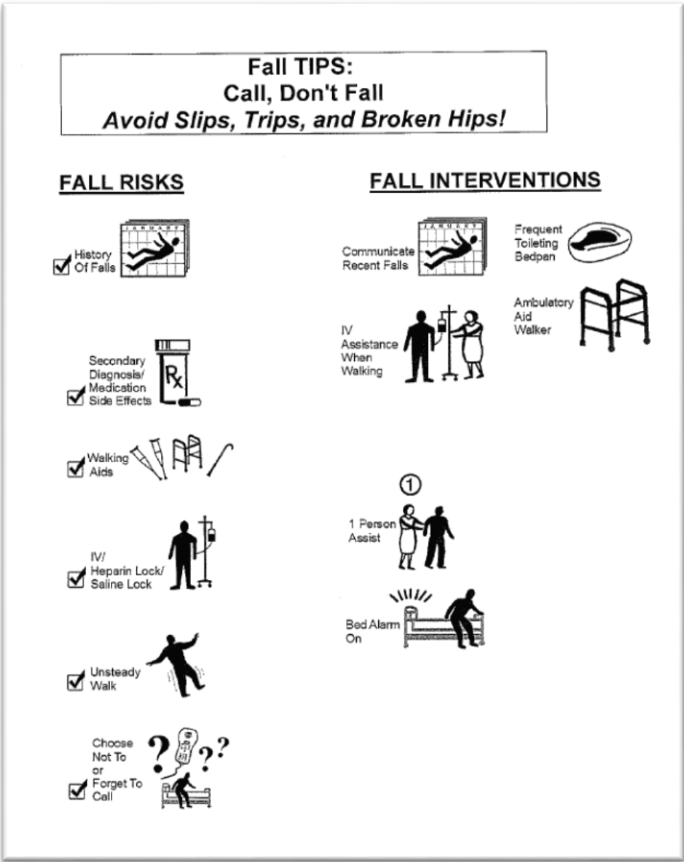
**Ask your nurse about your fall risk factors and personalized fall prevention plan so we can work together to keep you safe.**

# FALL PREVENTION

## ASK YOUR NURSE ABOUT YOUR PERSONALIZED FALL PREVENTION PLAN

On **admission**, your nurse will meet with you to assess your risk for falling while you are in the hospital. The nurse and your care team will use this assessment to create a **personalized fall prevention plan** to keep you safe in the hospital.

Once the nurse enters your responses into your electronic health record, the system automatically generates a poster with icons that represent your personalized fall prevention plan. This poster will be placed at your bedside to communicate your individual risks for falling and the interventions to prevent you from falling. It will be updated throughout your stay at the hospital.



### Why is fall prevention important?

Being in the hospital increases your risk of falling:

- 3% of hospitalized patients fall
- 30% of these falls results in injury

Falling at the hospital could delay the course of your treatment and prolong the length of your stay at the hospital.

**Ask your nurse about your fall risk factors and personalized fall prevention plan so we can work together to keep you safe.**

